30
100

50000
50000L/
2022 10

3 45 / 5
/

2022
15.78 / 5.8

“
” 600
10000 / ED

2024 670
2021-2024 20.81%

2021 3 ñ ò

+

7-ACA

ProteinA

mRNA oligodT

oligodT

50000L

2022 10

2000L

1

1.1

1.2

1.3

1

1.1

24001-2016/ISO 14001:2015 GB/T45001-2020/ISO 45001:2018 WQA Kosher FDA CE REACH

50000 10000 2020 2 40000

25000 15000

SQM 16

2

1.3

25.03

20

1969

ESE

2011

ư ᵘ ồ %

5 2016-2022H1

iFinD

6 2016-2022H1

iFinD

7 2016-2022H1

14 / LCE

	LCE)

2022 7 24.19GWh
114.19% 10.45% 2022 1-7
134.31GWh 110.58%

15 2018-2022 **16 2018-2022** **MWh**

iFinD iFinD

47.6 /

2022.08.11 47.6 /
417.36%

Pilbara BMX
2022 6350 USD/t
SC6.0 CIF 7017 /

17 /

iFinD

2.3 + +

0.01%

517 1 0.0eW*9604Tm7 Tm968.46 /MCID

18

	mg/L	%	Mg/Li

	5 25000 /	2022.3	2023
	5000	2022.3	2022H2
		2022.5	
		2022.7	
		2022.7	

2.4 +

5G
2021
2035

(IGBT)
(MEMS)

21

ev	1.1	1.4	3.2	3.4
	1	1	2.7	2.2
	1.5	0.5	1.3	4.9

CNKI

22

CASA 2025 505

2021-2025 35.23%

23 2016-2021 **24**

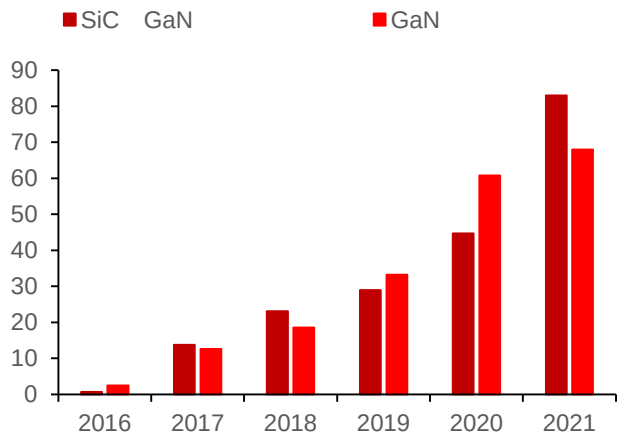

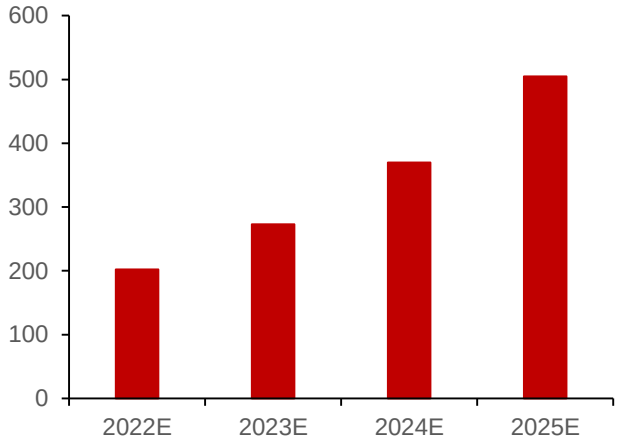

CASA CASA

25 ***/***

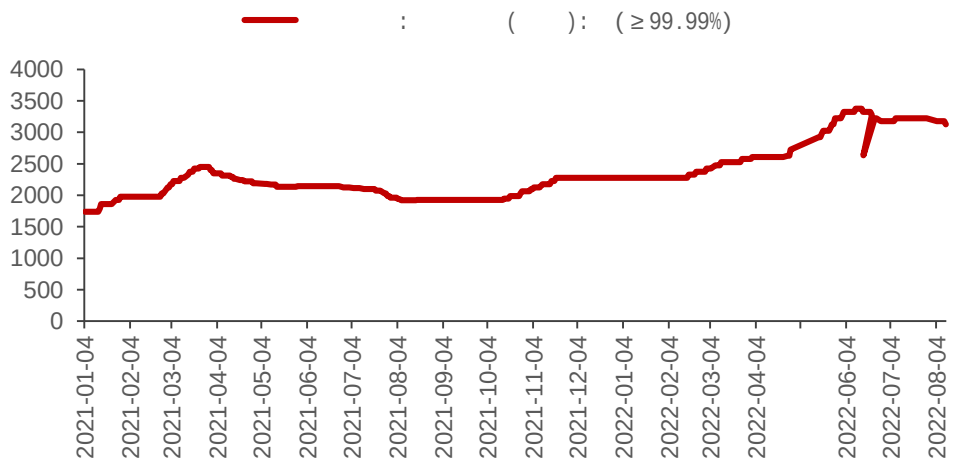

iFinD

USGS 64% 36%

26

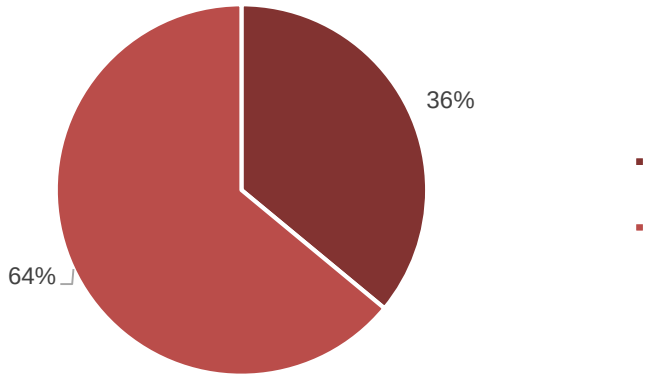

USGS

27

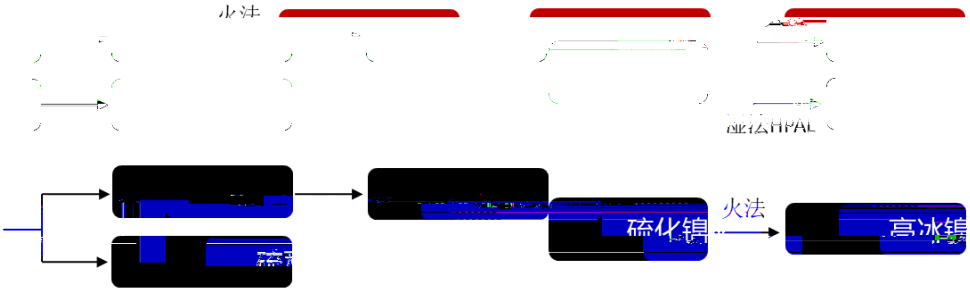

CNKI

2024 670

30

34

	Bivalirudin Eptifibatide
	Exenatide Liraglutide
	Buserelin Goserelin Octreotide
	Calcitonin

4

2016 2021 2021 g 5326 - 6.75%

36 2017-2021 **37 2017-2021**

iFinD iFinD

11

	AmberTecTMUP6040		MonojetR6040U	
	H	OH	H	OH
	≤1.2	≤1.2	≤1.1	≤1.1
	525±50	630±50	600±50	630±50

Delta TOC ppb

38 2016-2020

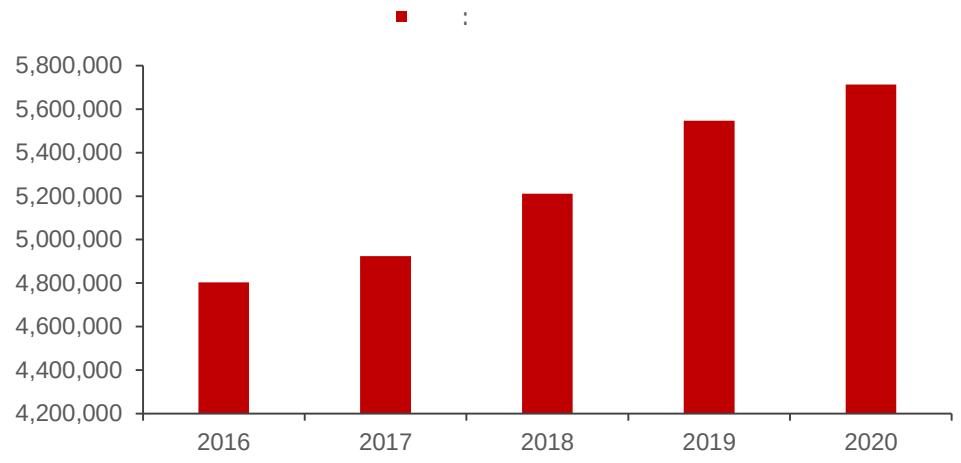

iFinD

39 2017-2021

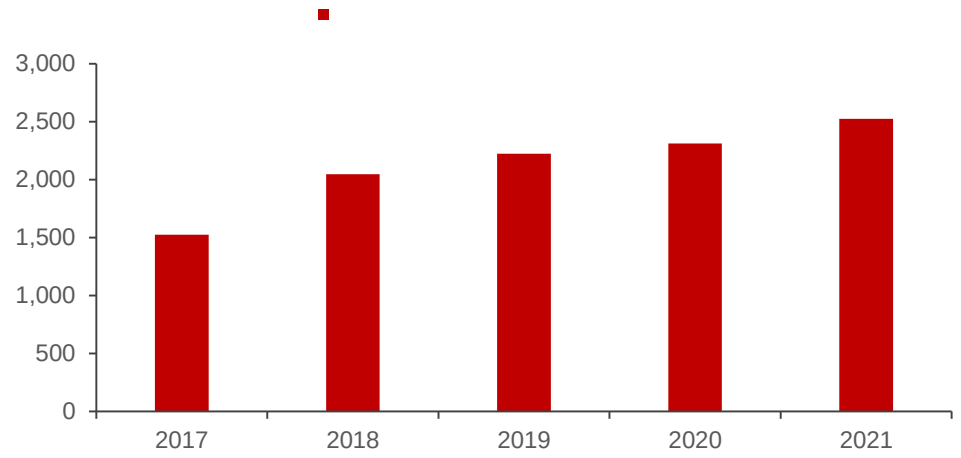

VOCs

CO2

Seplite™CT

VOCs

99.9%

VOCs

40 VOCs

4.

2022-2024 5%

43%/46%/50%