



---

2020 9 2

---

1

				1.5
	2020	6	30	54,515.75
50,160.5			9,005.42	3,273.27
				-4,699.6
			2.51	1.16
			1	

2

2020 30


---




---

---

								624.44	

riAoo

---

2020 30

624.44

Ionex

Engineering BVBA

**1**

2017 2018 2019





2019				
	20,461.83	1,300.00		-19,161.83
	18,053.10			-18,053.10
	<b>38,514.93</b>	<b>1,300.00</b>		<b>-37,214.93</b>
2020 1-				

2018

2.7

2019

1,300.00

2019

2019

"

"



		2019 12 31	2018 12 31	2017 12 31
		59,003.97	87,601.59	22,875.08

2020-2022

30%

2019

2020-2022

2020-2022

	2019		2020 2022		
			2020	2021	2022
	101,193.03	100.00%	131,550.94	171,016.22	222,321.09
	23,299.92	23.03%	30,289.90	39,376.86	51,189.92
	6,687.30	6.61%	8,693.49	11,301.54	14,692.00
	31,568.25	31.20%	41,038.73	53,350.34	69,355.45
	1,066.79	1.05%	1,386.83	1,802.88	2,343.74
	62,622.26	61.88%	81,408.94	105,831.62	137,581.11
	765.39	0.76%	995.01	1,293.51	1,681.56
	30,221.22	29.86%	39,287.59	51,073.86	66,396.02
	10,669.06	10.54%	13,869.78	18,030.71	23,439.92
	41,655.67	41.16%	54,152.37	70,398.08	91,517.51
-	20,966.59	20.72%	27,256.57	35,433.54	46,063.60
<b>2020-2022</b>					<b>25,097.01</b>

2

1

2017 2020 1-

%

			2019	2018	2017
			101,193.03	63,198.68	44,424.25
			100,861.16	63,018.03	44,333.78.9

---

2017

%


---

2017      2020      1-

2020

2

2017		4,361.19	15,508.21
46,883.24			9.84%
24.61%	46.48%		

2017      2019

2

1





3

1



1

2

---

2017 -2019

1 2020

2 2020 1- 2020  
2020

3

4 2020 1-

5 2020 1-  
2020 1-

6 2020 1-

1-16

---

7 2020 1-

8

9

10 2020 1-

11

12 2020

---

2  
2020 8 19

2,175

1





3            ---

2016 1 27  
SE9613

	91110108MA003C5M83		
	2016 1 27		80,800
		27 15 1501	
			61.88%
		24.75%	12.38%
		0.99%	
		" 1	
	2		3
	4		5
		"	2020
	01		

---

1 1

2

20%

20

1% 150

3

2%/

2%/

4

LP GP"

"

"

1

2

1

1

---

3

2

8%

4

3

8%

5

4

20%

6

5

7

1 3

1 2 3

5

" "

5

2

2

1

4





---

#



---



---



”

”

--	--	--	--



---

30%

1

2

12

3

4

2

3





---

2015

00001-3      2015      00001-4  
12.70      5 /

2

" "

	91610117MA6U5M598L
	2017 6 15
	1,500









---

3

2018	2019	2020	6
16,498.84	23,299.92	34,405.32	
0 20,081.77	19,302.04		

1

2

2018      2019

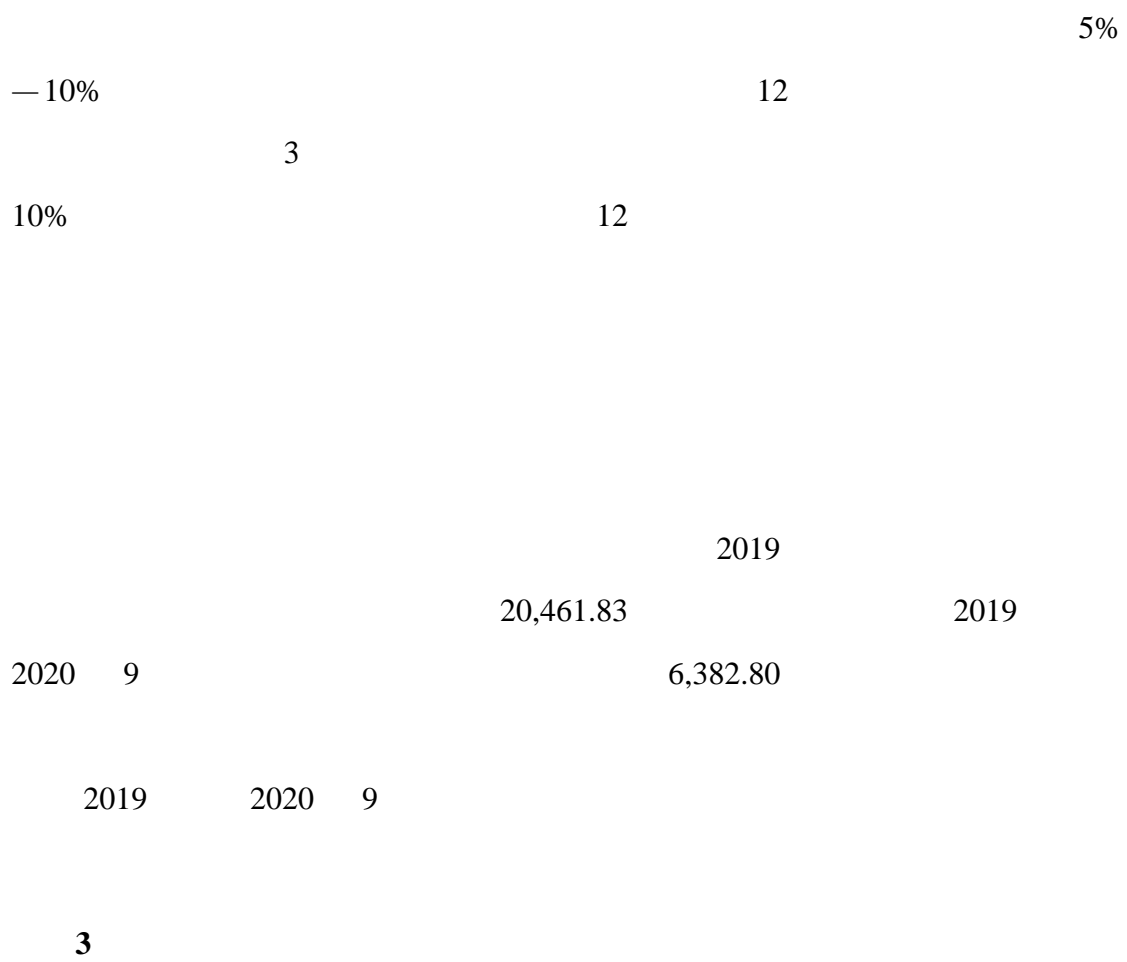
2018      2019

		2019	2018
--	--	------	------



---

		2017	39,193.32	2019
53,925.60		17.30%		
"	+	+	"	



---

"

"

2012

" C26

"

			<b>2019 12 31 /2019</b>	<b>2018 12 31 /2018</b>
			59,926.89	63,804.59
			106,607.44	92,832.58





%

	<b>2019 12 31</b>			
	7,939.35	1,723.63	21.71	6,215.72
	19,408.95	2,324.75	11.98	17,084.20
	<b>27,348.30</b>	<b>4,048.38</b>	<b>14.80</b>	<b>23,299.92</b>
	<b>2018 12 31</b>			
	259.15	259.15	100.00	
	19,035.75	2,536.91	13.33	16,498.84
	<b>19,294.91</b>	<b>2,796.06</b>	<b>14.49</b>	<b>16,498.84</b>

2

2018      2019      2020    9

%



1				14,538.92	74.91	726.95	14,334.57	75.30	716.73
1	2			2,435.05	12.55	243.51	1,528.74	8.03	152.87
2	3			880.89	4.54	264.27	711.27	3.74	213.38
3	5			928.12	4.78	464.06	2,014.49	10.58	1,007.24
5				625.97	3.22	625.97	446.68	2.35	446.68
		<b>100.00</b>		<b>19,408.95</b>	<b>100.00</b>	<b>2,324.75</b>	<b>19,035.75</b>	<b>100.00</b>	<b>2,536.91</b>

2019

1 2018

74.29% 81.66%

1

3

2018 2019

	2018					2019	%
1	14,334.57	22,332.86	-	11,899.52	2,435.05	22,332.86	83.01
1 2	1,528.74	-	2,435.05	647.84	880.89	2,435.05	42.38
2 3	711.27	-	880.89	193.58	517.69	880.89	27.22
3 4	1,558.23	-	517.69	1,002.39	555.83		

---

1				
1 2				
2 3				
3 4				
4 5				
5				

2018

2019

			%	
<b>2020 30</b>				
			100.00	
			<b>100.00</b>	
<b>2019 12 31</b>				
	6,382.80	638.28	10.00	
	267.07	267.07	100.00	
	<b>6,649.87</b>	<b>905.35</b>		
<b>2018 12 31</b>				
	259.15	259.15	100.00	
	<b>259.15</b>	<b>259.15</b>		

2018      2019      2020

2019

6,382.80

6

%

1	5.00	5.00	5.00	5.00
1 2	10.00	10.00	10.00	10.00
2 3	20.00	30.00	20.00	30.00
3 4	30.00	50.00	50.00	50.00
4 5	50.00	80.00	80.00	50.00
5	100.00	100.00	100.00	100.00

2 3

30%

2018 2019

0

20,081.77

%

---

---


---

---

4

1

3000t/a

---

1

120

1

1

5

1

1

	91632800MA752FC459		
	2016 5 26		10,000

	100%

2

3000t/a

,

2

1

	91632800710559116R
	2004 1 17

---

3

1			66,667	7.50%
2			10,300	49.51%

3

---

2019

5.00%



---

5 2020 6

6

7



2018 2019

2020

1

1 2020 ;

2

3

2 2020

2020

3 2020

4 2020

5 2020

6

1

2020 1-

7

---

8      2018      2019      2020      6

9

10

---

4

999

1


2

999

1-62

---

--	--	--	--	--





---

“

” ”

”

”







（本页无正文，为西南证券股份有限公司关于《西安蓝晓科技新材料股份有限公司


首次公开发行股票并在创业板上市招股说明书（申报稿）之反馈意见回复）

对象及行成票的反馈意见（修订稿），并签署意见。

保荐代表人：



马力



涂和东

法定代表人：



廖庆轩



# 保荐机构重审及声明

本人/公司等因违反《证券发行上市保荐业务管理办法》

相关规定

有损并不存在虚假记载、误导性陈述或者重大遗漏，并对上述文件内容的真实性、

言

山西证券股份有限公司

